

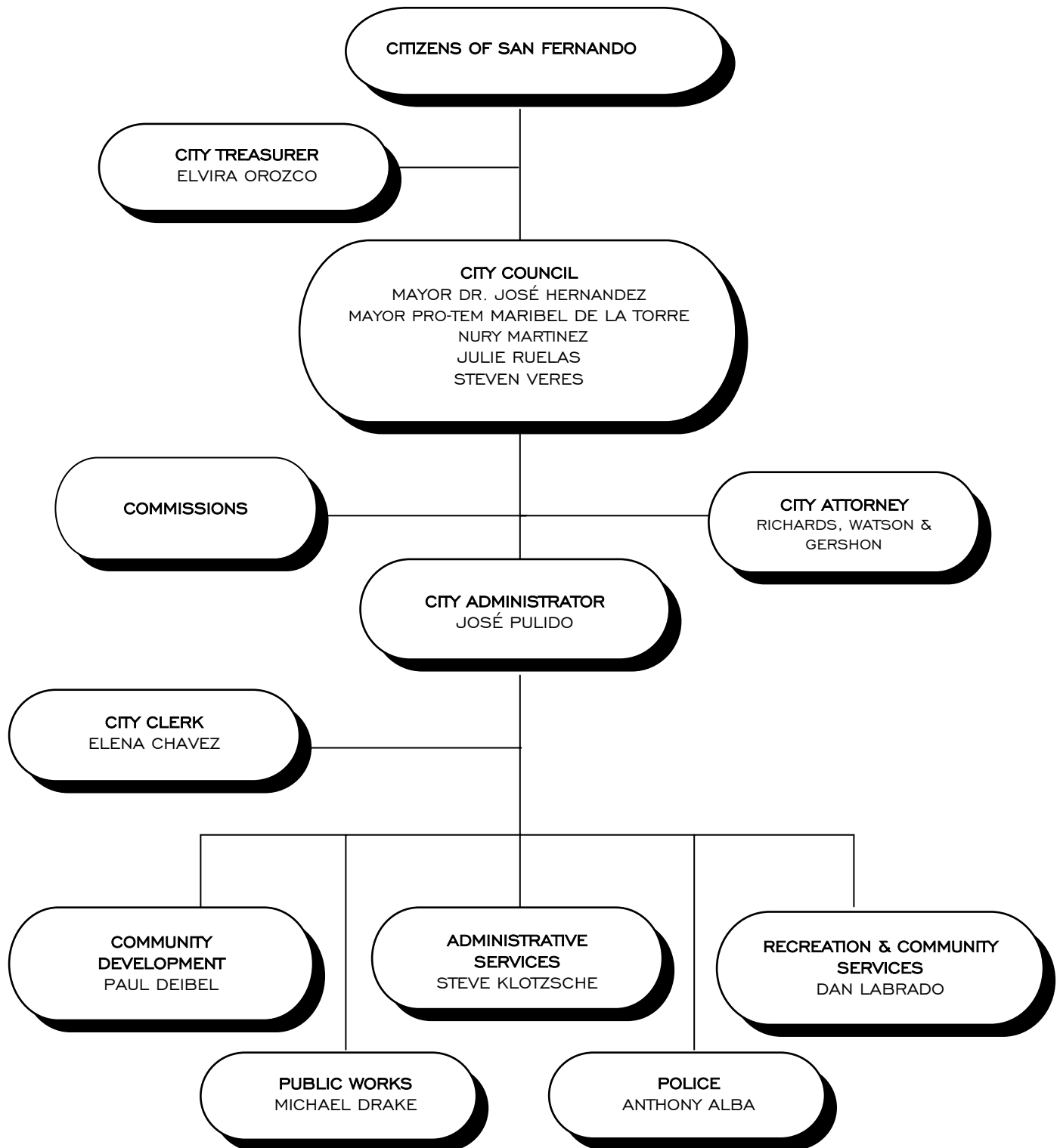


Budget Overview

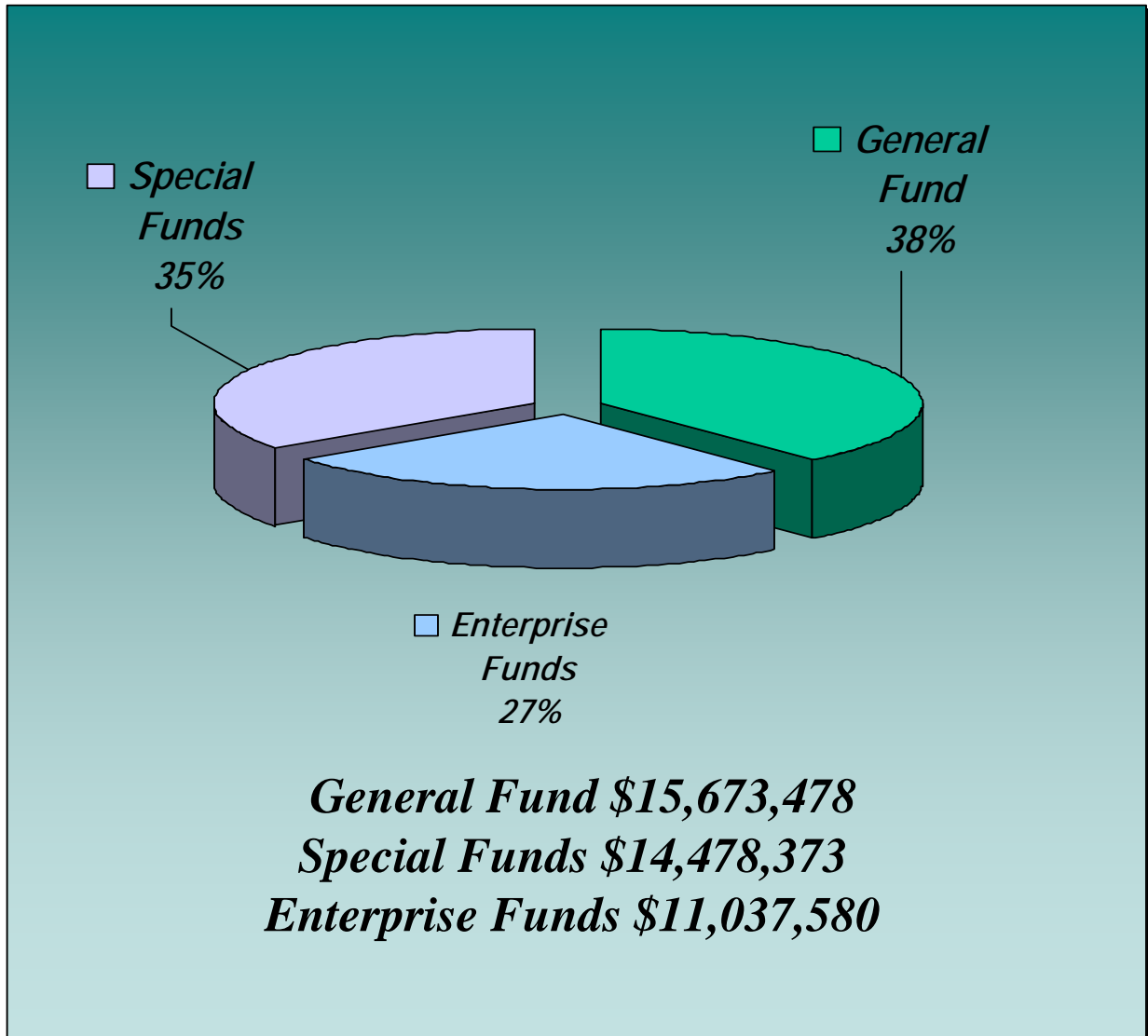
ADOPTED BUDGET
Fiscal Year 2003 - 2004

CITY OF SAN FERNANDO

ORGANIZATION CHART FY 2003-2004



***Fiscal Year 2003-2004
Adopted Budget
Total City Budget \$ 41,189,431***



**CITY OF SAN FERNANDO
SUMMARY OF ALL FUNDS
FISCAL YEAR 2003- 2004**

FUND NO #	FUND NAME	Beginning Balance July 1, 2003	Projected Revenues FY 2003-2004	Adopted Budget FY 2003-2004	Estimated Ending Balance June 30, 2004
1	General	\$ 898,285	\$ 15,958,560	\$ 15,673,478	\$ 1,183,367
2	SLESF (Supplemental Law Enforcement Services Fund)	80,594	50,000	170,000	(39,406)
6	Self Insurance Trust Fund	(344,235)	1,000,000	750,000	(94,235)
7	Proposition "A" - Transit Development Fund	495,113	323,650	316,190	502,573
8	Proposition "C" - Transit Development Fund	648,059	266,000	887,930	26,129
9	Proposition "C" - Discretionary	17,540	250	0	17,790
10	Grant Fund	(1,500,000)	8,607,525	8,607,525	(1,500,000)
11	State Gas Tax Fund	48,969	722,000	678,290	92,679
13	Traffic Safety Fund	158,964	79,000	121,168	116,796
14	Cash In-Lieu of Parking	71,369	0	0	71,369
15	Local Transportation Fund (SB 325)	9,975	10,500	20,500	(25)
16	Air Quality Management District Fund (AQMD)	102,225	20,000	89,660	32,565
17	Recreation Self Sustaining Fund	(40,373)	419,850	410,020	(30,543)
18	Retirement Fund	2,535,298	1,250,000	1,350,000	2,435,298
19	Quimby Act Fees	36,623	0	0	36,623
20	State Asset Seizure	613,790	5,700	38,000	581,490
21	Federal Asset Seizure	529,440	15,000	21,500	522,940
26	Community Development Block Grant (CDBG)	(39,252)	459,490	459,490	(39,252)
27	Street Lighting	271,161	283,300	339,730	214,731
29	Parking and Maintenance Operations (M & O)	(99,062)	152,800	218,370	(164,632)
40	State of Emergency	(236,044)	0	0	(236,044)
41	Equipment Replacement	113,495	129,920	0	243,415
70	Water Fund	2,673,008	2,305,300	4,614,960	363,348
72	Sewer Fund	4,867,036	2,168,000	5,347,890	1,687,146
73	Solid Waste Management Fund	642,428	1,130,000	1,074,730	697,698
TOTAL		\$ 12,554,406	\$ 35,356,845	\$ 41,189,431	\$ 6,721,820

CITY OF SAN FERNANDO
ADOPTED BUDGET - GENERAL FUND SUMMARY
FISCAL YEAR 2003-2004

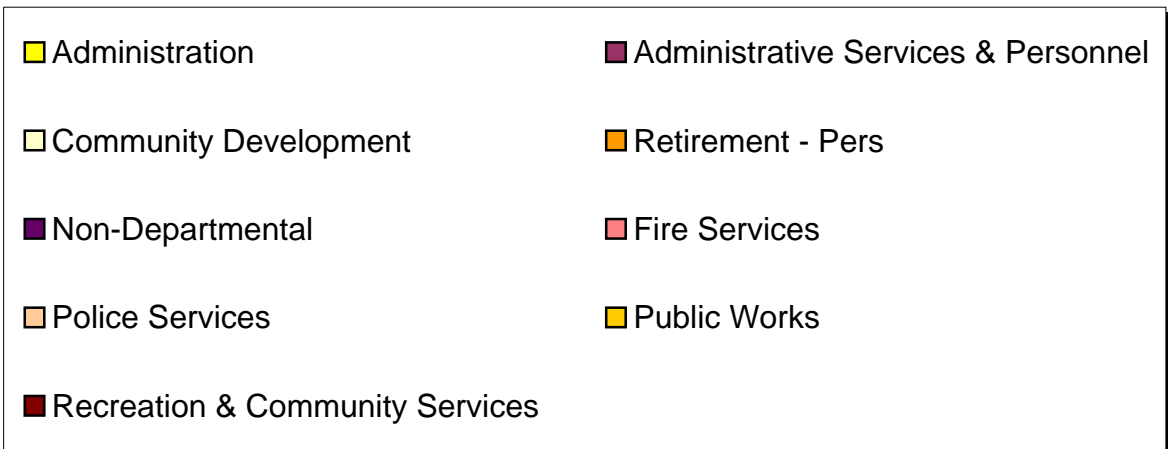
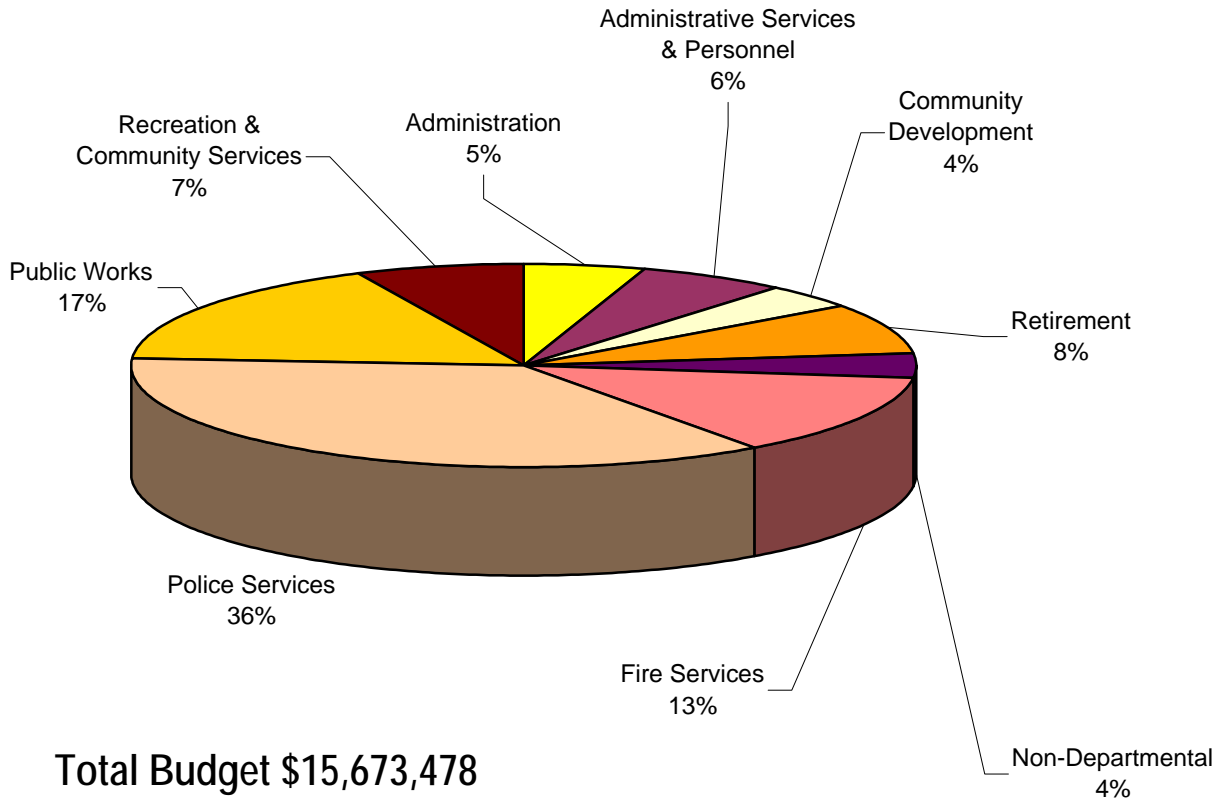
The General Fund Summary includes the total budget for specific divisions within each department. It provides an overview of each division's budget in each of the three main categories, which are Personnel, Maintenance and Operating Expenses (M & O), and Capital.

Departments / Divisions	Personnel Bdgt-2004	M & O Bdgt-2004	Capital Bdgt-2004	Total Bdgt-2004
Administration and Other Departments				
01 - 101 City Council	\$ 53,110	\$ 42,590	\$ 0	\$ 95,700
01 - 102 City Treasurer	84,130	12,580	0	96,710
01 - 105 City Administrator	285,850	79,110	0	364,960
01 - 110 City Attorney	0	200,000	0	200,000
01 - 115 City Clerk	76,520	17,200	0	93,720
01 - 116 Elections	0	0	0	0
01 - 180 Retirement - Pers	1,270,450	0	0	1,270,450
01 - 190 Non-Departmental	24,338	583,000	9,000	616,338
01 - 210 Fire Services	0	1,995,720	0	1,995,720
Total All Other Departments	\$ 1,794,398	\$ 2,930,200	\$ 9,000	\$ 4,733,598
Administrative Services				
01 - 106 Personnel	\$ 262,550	\$ 72,950	\$ 0	\$ 335,500
01 - 120 Cashiering	0	0	0	0
01 - 130 Financial Mgmt.	472,240	144,000	5,000	621,240
Total Administrative Services	\$ 734,790	\$ 216,950	\$ 5,000	\$ 956,740
Community Development				
01 - 140 Building Inspections	\$ 96,670	\$ 31,170	\$ 0	\$ 127,840
01 - 150 Planning	275,130	150,050	25,400	450,580
01 - 152 Com. Preservation	0	0	0	0
Total Community Development	\$ 371,800	\$ 181,220	\$ 25,400	\$ 578,420
Police Department				
01 - 222 Police-Admin	\$ 628,870	\$ 441,230	\$ 0	\$ 1,070,100
01 - 223 Police-DARE	0	0	0	0
01 - 224 Police-Detectives	762,040	42,510	15,000	819,550
01 - 225 Police-Patrol	3,276,440	149,800	63,220	3,489,460
01 - 226 Police-Reserves	0	47,000	0	47,000
01 - 227 Police-Park Rangers	65,000	0	0	65,000
01 - 230 Police-Parking	207,010	5,000	0	212,010
01 - 250 Emergency Svcs.	800	3,950	0	4,750
Total Police Department	\$ 4,940,160	\$ 689,490	\$ 78,220	\$ 5,707,870

**CITY OF SAN FERNANDO
ADOPTED BUDGET - GENERAL FUND SUMMARY
FISCAL YEAR 2003-2004**

Departments / Divisions	Personnel Bdgt-2004	M & O Bdgt-2004	Capital Bdgt-2004	Total Bdgt-2004
Public Works - General Fund				
01 - 310 Engineering	\$ 269,330	\$ 72,760	\$ 0	\$ 342,090
01 - 311 Streets	192,420	79,960	4,000	276,380
01 - 312 Graffiti Removal	40,820	3,500	0	44,320
01 - 313 Bus Stop/Shelters	26,350	4,000	5,000	35,350
01 - 320 Vehicle Maint.	227,440	186,650	0	414,090
01 - 341 Mall Maintenance	112,710	6,150	0	118,860
01 - 343 Street Cleaning	13,380	115,200	0	128,580
01 - 346 St. Trees & Prkwy	59,270	62,680	2,000	123,950
01 - 347 Weed Abatement	16,950	7,000	0	23,950
01 - 370 Traffic Safety	99,000	14,000	0	113,000
01 - 371 Traffic Signals	96,220	41,550	20,000	157,770
01 - 390 Facilities Mgmt.	521,500	348,070	1,500	871,070
Total Public Works - General Fund	\$ 1,675,390	\$ 941,520	\$ 32,500	\$ 2,649,410
Recreation & Community Services				
01 - 420 Administration	\$ 517,660	\$ 134,570	\$ 9,700	\$ 661,930
01 - 422 Community Services	57,840	71,050	0	128,890
01 - 423 Facilities Operations & Playgrounds	104,890	12,150	0	117,040
01 - 424 Cultural Arts & Special Events	0	82,800	0	82,800
01 - 425 Day Camp	0	0	0	0
01 - 430 Aquatics	46,780	10,000	0	56,780
Total Recreation & Community Services	\$ 727,170	\$ 310,570	\$ 9,700	\$ 1,047,440
Total City - General Fund	\$ 10,243,708	\$ 5,269,950	\$ 159,820	\$ 15,673,478

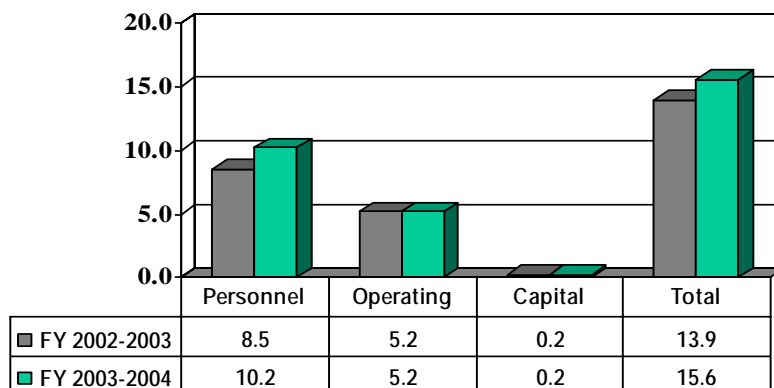
CITY OF SAN FERNANDO ADOPTED BUDGET GENERAL FUND SUMMARY FISCAL YEAR 2003-2004



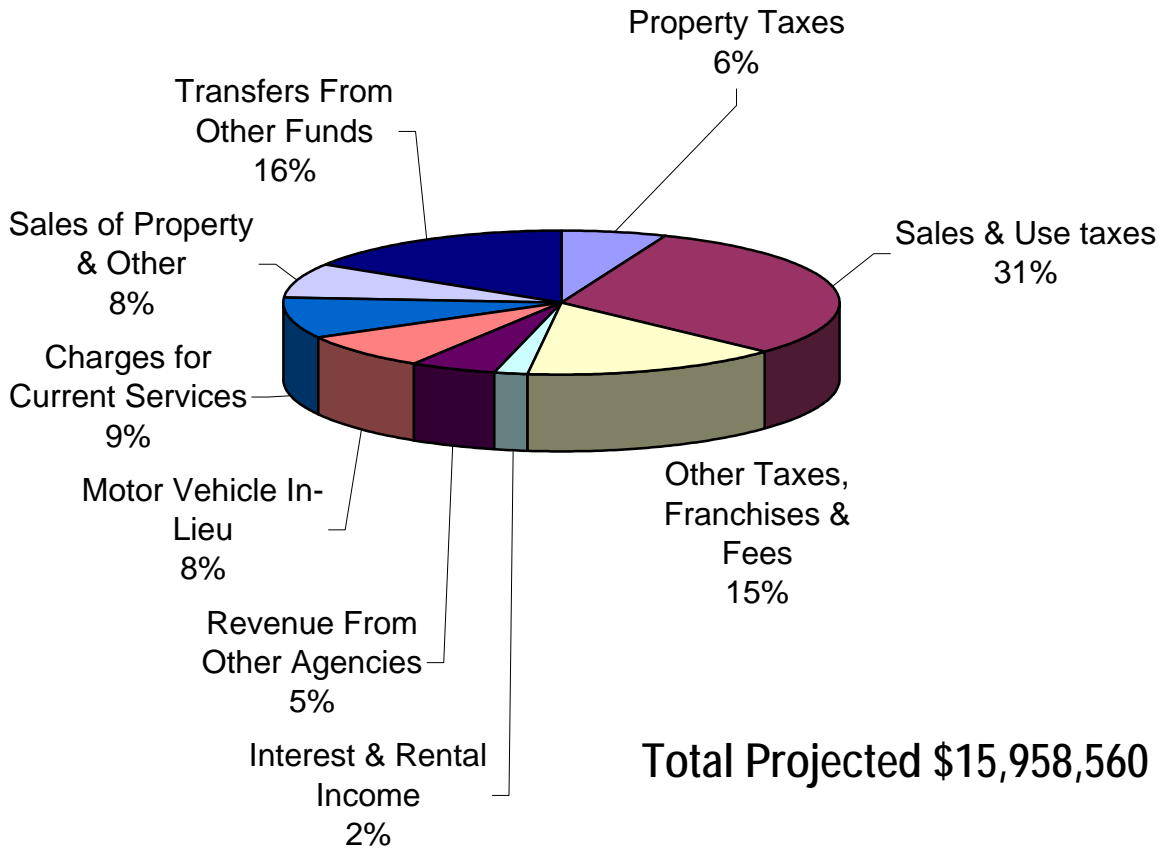
CITY OF SAN FERNANDO
Budget Comparisons
Fiscal Year 2002-2003 vs. 2003-2004

General Fund	Adopted	Adopted	Change
Department	2002-2003	2003-2004	%
City Council	\$ 95,769	\$ 95,700	-0.07%
City Treasurer	91,311	96,710	5.91%
City Administrator	344,915	364,960	5.81%
Personnel	320,122	335,500	4.80%
City Attorney	176,210	200,000	13.50%
City Clerk	81,090	93,720	15.58%
Elections	29,244	0	-100.00%
Admin. Services	615,720	621,240	0.90%
Com. Development	593,818	578,420	-2.59%
Retirement - Pers	503,248	1,270,450	152.45%
Non-Departmental	455,286	616,338	35.37%
Fire Services	1,900,687	1,995,720	5.00%
Police Services	5,195,569	5,707,870	9.86%
Public Works	2,517,698	2,649,410	5.23%
Rec. & Com. Svcs.	1,036,818	1,047,440	1.02%
Total General Fund	\$ 13,957,505	\$ 15,673,478	12.29%

The main increase in the General Fund budget is due to rising personnel cost, which includes workers compensation and retirement costs. Overall, both of these expenditures have had a dramatic affect on the General Fund and will continue to affect it in the upcoming year. Therefore, all Department's were very conservative in preparing this year's budget. In the graph below, you can see that both Operating and Capital expenditures remained at the same level for the prior and current fiscal year.



CITY OF SAN FERNANDO GENERAL FUND SUMMARY PROJECTED REVENUES FISCAL YEAR 2003-2004



■ Property Taxes	■ Sales & Use taxes
■ Other Taxes, Franchises & Fees	■ Interest & Rental Income
■ Revenue From Other Agencies	■ Motor Vehicle In-Lieu
■ Charges for Current Services	■ Sales of Property & Other
■ Transfers From Other Funds	